

## STRUCTURA SPECIFICATIEI TEHNICE

## 1. GENERALITATI

- 1.1. Obiect: Fitinguri din fonta ductila, canelate, pentru instalatii PSI
- 1.2. Domeniul de aplicare: Instalatii PSI, interior, subteran
- 1.3. Abreviere: nu este cazul
- 1.4. Tipuri, sortimente: coturi, teu-ri, racorduri, adaptor flansat, reductii, racord filetat si canelat, DN50, DN65, DN80, DN100
- 1.5. Notare/simbolizare: vezi 4.2
- 1.6. Clasa de risc conform OMT nr. 290/2000: clasa de risc 3
- 1.7. Documente de referinta: specificatie tehnica producator, Certificare VDS , VDS 2100-24, VDS 2100-06
- 1.8. Durata de functionare normala >20 de ani, durata de viata estimata: 50 ani

## 2. CONDITII DE MEDIU

## 2.1. Conditii de mediu ambiant:

Factor meteo	UM	Valoare
Temperatura maxima	°C	+40
Temperatura medie maxima	°C	+35
Rata maxima de variatie	°C/ora	10
Temperatura minima	°C	+5
Umiditatea relativa a aerului	%	80 la 35 °C

## 2.2. Conditii de mediu de functionare:

In regim normal de functionare:

+5°Cv+40°C;

Rata maxima de variatie:

10°C/h;

- 2.3. Conditii de mediu la transport: transportul se va face cu mijloace feroviare si rutiere in conditiile mediului ambiant.
- 2.4. Conditii de depozitare: loc uscat, ferit de actiunea agentilor corozivi sau de impact mecanic, conditii de temperatura identice cu regimul de functionare.

## 3. CARACTERISTICI TEHNICE

- 3.1 Caracteristici constructive: fittinguri din fonta ductila, canelate, etansare cu garnitura de cauciuc, PN 10
- 3.2 Caracteristici functionale: NP 071-02 - Normativ pentru proiectarea constructiilor si instalatiilor specifice metroului privind prevenirea si stingerea incendiilor - Ordinul MLPTL 1065/2002;
- 3.3 Consumuri specifice si energetice in exploatare: nu este cazul, este element static
- 3.4 Caracteristici ergonomice: modul de constructie, canelat, permite o cuplare rapida a tevilor si celorlalte elemente constructive ale instalatiei, cea ce duce la reducerea timpului de montaj si implicit la scaderea costurilor.
- 3.5 Caracteristici privind mentenanta: sunt protejate la corozie, prin vopsire epoxidica, nu necesita mentenanta suplimentara.

## 4. CONDITII TEHNICE DE CALITATE

- 4.1 Material: fonta ductila ASTM A-536, GR 65-45-12

## 4.2 Forme si dimensiuni:

SPECIFICATIE TEHNICA

COD: ST Nr ...

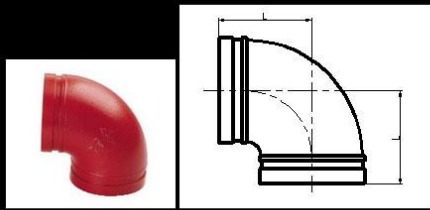
Fitinguri din fonta, canelate, pentru instalatii PSI

Inlocuieste

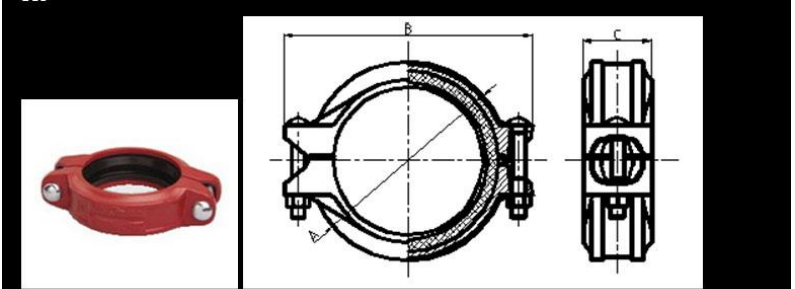
Pag. 2 / 7



90S

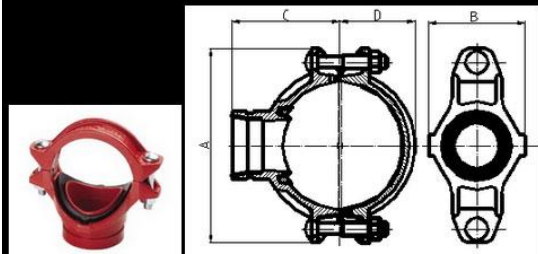


Nominal Size mm/in	Pipe O.D. mm/in	Working Pressure Psi/Mpa	90S		130S	
			Light-duty L	Light-duty Tee L	Light-duty L	Light-duty Tee L
50	60.3	300	69.85	69.85		
2	2.375	2.07	2.75	2.75		
65	73.0	300	76.2	76.2		
2 1/2	2.875	2.07	3.00	3.00		
80	88.9	300	85.85	85.85		
3	3.500	2.07	3.38	3.38		
100	108.0	300	101.6	101.6		
4	4.250	2.07	4.00	4.00		
100	114.3	300	101.6	101.6		
4	4.500	2.07	4.00	4.00		
125	139.7	300	123.95	123.95		
5	5.500	2.07	4.88	4.88		
150	159.0	300	139.7	139.7		
6	6.250	2.07	5.50	5.50		
150	165.1	300	139.7	139.7		
6	6.500	2.07	5.50	5.50		
150	168.3	300	139.7	139.7		
6	6.625	2.07	5.50	5.50		
200	216.3	300	174.5	174.5		
8	8.516	2.07	6.87	6.87		
200	219.1	300	174.5	174.5		
8	8.625	2.07	6.87	6.87		



Nominal Size mm/in	Pipe O.D. mm/in	Working Pressure PSI/Mpa	Dimensions			Bolt Size No.-Size mm
			A mm/in	B mm/in	C mm/in	
65	76.1	300	101.0	142.0	44.5	2-3/8X55
2 1/2	3.000	2.07	3.98	5.59	1.75	
80	88.9	300	114.0	157	44.5	2-3/8X70
3	3.500	2.07	4.50	6.18	1.75	
100	108.0	300	135	185	48.5	2-1/2X70
4	4.250	2.07	5.30	7.28	1.91	
100	114.3	300	142.0	195	49.0	2-1/2X70
4	4.500	2.07	5.60	7.68	1.93	
125	139.7	300	168.5	225	50.5	2-1/2X75
5	5.500	2.07	6.63	8.86	1.99	
125	141.3	300	171	225	50.5	2-1/2X75
5	5.563	2.07	6.73	8.86	1.99	
150	159.0	300	190.0	252.5	50.5	2-5/8X80
6	6.250	2.07	7.48	9.94	1.99	
150	165.1	300	196.0	252	50.5	2-1/2X75
6	6.500	2.07	7.72	9.92	1.99	
150	168.3	300	203	260	50.8	2-1/2X75
6	6.625	2.07	8.00	10.24	2.00	
200A	216.3	300	260	322	58.5	2-5/8X85
8	8.516	2.07	10.24	12.68	2.30	
200	219.1	300	255	325	58.5	2-5/8X85
8	8.625	2.07	10.05	12.80	2.30	

3G



Nominal Size mm/in	Pipe O.D. mm/in	Working Pressure PSI/Mpa	Hole Dia mm/in +1.6,0/+0.063,0	Dimensions mm/in				Bolt Size size
				A	B	C	D	
50iA32	60.3iA42.4	300	45	116	76	69.5	39	3/8iA55
2iA1 1/4	2.375iA1.660	2.07	1.75	4.57	2.99	2.74	1.54	
50iA40	60.3iA48.3	300	45	116	76	69.5	39	3/8iA55
2iA1 1/2	2.375iA1.900	2.07	1.75	4.57	2.99	2.74	1.54	
65iA32	73.0iA42.4	300	51	144	84.5	75	49	1/2iA60
2 1/2iA1 1/4	2.875iA1.660	2.07	2.00	5.67	3.33	2.95	1.93	
65iA25	76.1iA33.7	300	38	137	71	78	49.5	1/2iA75
76.1iA1	3.000iA1.315	2.07	1.50	5.39	2.80	3.07	1.95	
65iA32	76.1iA42.4	300	51	137	84.5	78	49.5	1/2iA75
76.1iA1 1/4	3.000iA1.660	2.07	2.00	5.39	3.33	3.07	1.95	
65iA40	76.1iA48.3	300	51	137	84.5	78	49.5	1/2iA75
76.1iA1 1/2	3.000iA1.900	2.07	2.00	5.39	3.33	3.07	1.95	
80iA25	88.9iA33.7	300	38	152	72.5	84.5	56.5	1/2iA75
3iA1	3.500iA1.315	2.07	1.50	5.98	2.85	3.33	2.22	
80iA32	88.9iA42.4	300	51	152	85.5	84.5	56.5	1/2iA75
3iA1 1/4	3.500iA1.660	2.07	2.00	5.98	3.37	3.33	2.22	
80iA40	88.9iA48.3	300	51	152	85.5	84.5	56.5	1/2iA75
3iA1 1/2	3.500iA1.900	2.07	2.00	5.98	3.37	3.33	2.22	
80iA50	88.9iA60.3	300	64	152	98	84.5	56.5	1/2iA75
3iA2	3.500iA2.375	2.07	2.50	5.98	3.86	3.33	2.22	
100iA25	114.3iA33.7	300	38	188	78.4	102	70	1/2iA75
4iA1	4.500iA1.315	2.07	1.50	7.40	3.09	4.02	2.76	
100iA40	114.3iA48.3	300	51	188	89	102	70	1/2iA75
4iA1 1/4	4.500iA1.900	2.07	2.00	7.40	3.50	4.02	2.76	
100iA50	114.3iA60.3	300	64	188	104.5	102	70	1/2iA75
4iA2	4.500iA2.375	2.07	2.50	7.40	4.11	4.02	2.76	
100iA65	114.3iA73.0	300	70	188	104.5	102	70	1/2iA75
4iA2 1/2	4.500iA2.875	2.07	2.75	7.40	4.11	4.02	2.76	
100iA65	114.3iA76.1	300	70	188	104.5	102	70	1/2iA75
4iA7.1	4.500iA3.000	2.07	2.75	7.40	4.11	4.02	2.76	
100iA80	114.3iA88.9	300	89	188	124	102	70	1/2iA75
4iA3	4.500iA3.500	2.07	3.50	7.40	4.88	4.02	2.76	

Nominal Size mm/in	Pipe O.D. mm/in	Working Pressure PSI/Mpa	Hole Dia mm/in +1.6,0/+0.063,0	Dimensions mm/in				Bolt Size size
				A	B	C	D	
125iA80	133.0iA88.9	300	89	209	132	109.5	77	5/8iA85
133.0iA3	5.250iA3.500	2.07	3.50	8.23	5.20	4.31	3.03	
125iA50	139.7iA60.3	300	64	221.5	112.5	118	84	5/8iA85
139.7iA2	5.500iA2.375	2.07	2.50	8.72	4.43	4.65	3.31	
125iA65	139.7iA76.1	300	70	221.5	112.5	118	84	5/8iA85
139.7iA7.1	5.500iA3.000	2.07	2.75	8.72	4.43	4.65	3.31	
125iA80	139.7iA88.9	300	89	221.5	136	122	84	5/8iA85
139.7iA3	5.500iA3.500	2.07	3.50	8.720	5.35	4.80	3.31	
125iA100	139.7iA114.3	300	114	221.5	160	125	84	5/8iA85
139.7iA4	5.500iA4.500	2.07	4.50	8.720	6.30	4.92	3.31	
150iA100	159.1iA108.0	300	114	244	154	133	94	5/8iA110
159.0iA108.0	6.250iA4.250	2.07	4.50	9.60	6.06	5.24	3.70	
150iA100	159.1iA114.3	300	114	244	159	125	94	5/8iA110
159.0iA4	6.250iA4.500	2.07	4.50	9.60	6.26	4.92	3.70	
150iA50	165.1iA60.3	300	64	244	112.5	127	97.5	5/8iA110
165.1iA2	6.500iA2.375	2.07	2.50	9.60	4.43	5.00	3.84	
150iA65	165.1iA76.1	300	70	244	112.5	127	97.5	5/8iA110
165.1iA7.1	6.500iA3.000	2.07	2.75	9.60	4.43	5.00	3.84	
150iA80	165.1iA88.9	300	89	244	132	141	97.5	5/8iA110
6 1/2 O.DiA3	6.500iA3.500	2.07	3.50	9.60	5.20	5.55	3.84	
150iA100	165.1iA114.3	300	114	244	154	133	97.5	5/8iA110
6 1/2 O.DiA4	6.500iA4.500	2.07	4.50	9.60	6.06	5.32	3.84	
150iA40	168.3iA48.3	300	51	247	95	128	98.5	5/8iA110
6iA1 1/2	6.500iA1.900	2.07	2.00	9.72	3.74	5.04	3.88	
150iA50	168.3iA60.3	300	64	247	114	134	98.5	5/8iA110
6iA2	6.625iA2.375	2.07	2.50	9.72	4.49	5.28	3.88	
150iA65	168.3iA73.0	300	70	247	115	134	98.5	5/8iA110
6iA2 1/2	6.625iA2.875	2.07	2.75	9.72	4.53	5.28	3.88	
150iA80	168.3iA88.9	300	89	247	132	141	98.5	5/8iA110
6iA3	6.625iA3.500	2.07	3.50	9.72	5.20	5.55	3.88	
150iA100	168.3iA114.3	300	114	247	156.5	138	98.5	5/8iA110
6iA4	6.625iA4.500	2.07	4.50	9.72	6.16	5.43	3.88	
200iA50	219.1iA60.3	300	64	322	118	158	125	3/4iA115
8iA2	8.625iA2.375	2.07	2.50	12.68	4.65	6.22	4.92	
200iA65	219.1iA76.1	300	70	322	118	158	125	3/4iA115
8iA7.1	8.625iA3.000	2.07	2.75	12.68	4.65	6.22	4.92	
200iA80	219.1iA88.9	300	89	322	136.5	161	125	3/4iA115
8iA3	8.625iA3.500	2.07	3.50	12.68	5.37	6.34	4.92	
200iA100	219.1iA114.3	300	114	322	164	161	125	3/4iA115
8iA4	8.625iA4.500	2.07	4.50	12.68	6.46	6.34	4.92	
250iA100	273.0iA114.3	300	114	376	164	189	1.55	3/4iA120
10iA4	10.750iA4.500	2.07	4.50	14.80	6.46	7.44	6.10	



SPECIFICATIE TEHNICA

COD: ST Nr ...

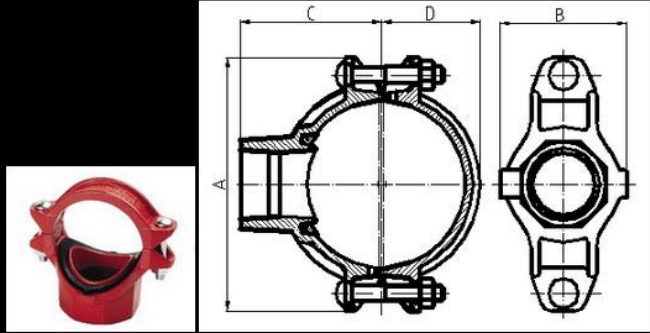


Fitinguri din fonta, canelate, pentru instalatii PSI

Inlocuieste

Pag. 3 / 7

33



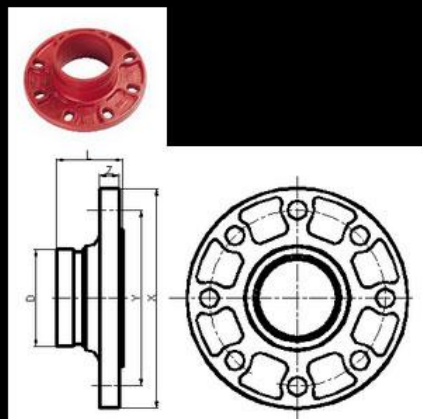
Nominal Size mm/in	Pipe O.D mm/in	Working Pressure PSI/MPa	Hole Dia mm/in +1.6,0/+0.063,0	Dimensions mm/in				Bolt Size size
				A	B	C	D	
50iA15 2iA1/2	60.3iA21.3 2.375iA0.825	300 2.07	38 1.50	116 4.57	68 2.68	60 2.36	39 1.54	3/8iA55
50iA20 2iA3/4	60.3iA26.9 2.375iA1.050	300 2.07	38 1.50	116 4.57	68 2.68	60 2.36	39 1.54	3/8iA55
50iA25 2iA1	60.3iA33.7 2.375iA1.315	300 2.07	38 1.50	116 4.57	68 2.68	60 2.36	39 1.54	3/8iA55
50iA32 2iA1 1/4	60.3iA42.4 2.375iA1.660	300 2.07	45 1.75	116 4.57	76 2.99	65 2.56	39 1.54	3/8iA55
50iA40 2iA1 1/2	60.3iA48.3 2.375iA1.900	300 2.07	45 1.75	116 4.57	76 2.99	65 2.56	39 1.54	3/8iA55
65iA20 2iA3/4	73.0iA26.9 2.875iA1.050	300 2.07	38 1.50	144 5.67	71 2.76	75 2.72	49 1.93	1/2iA60
65iA25 2iA1	73.0iA33.7 2.875iA1.315	300 2.07	38 1.50	144 5.67	71 2.76	75 2.72	49 1.93	1/2iA60
65iA32 2iA1 1/4	73.0iA42.4 2.875iA1.660	300 2.07	51 2.00	144 5.67	84.5 3.33	73 2.87	49 1.93	1/2iA60
65iA40 2iA1 1/2	73.0iA48.3 2.875iA1.900	300 2.07	51 2.00	144 5.67	84.5 3.33	73 2.87	49 1.93	1/2iA60
80iA25 3iA1/4	88.9iA21.3 3.500iA0.825	300 2.07	38 1.50	137 5.39	71 2.80	75 3.05	49.5 1.95	1/2iA75
80iA32 3iA1/2	88.9iA26.9 3.500iA1.050	300 2.07	38 1.50	137 5.39	71 2.80	75 3.05	49.5 1.95	1/2iA75
80iA40 3iA1	88.9iA33.7 3.500iA1.315	300 2.07	38 1.50	137 5.39	71 2.80	75 3.05	49.5 1.95	1/2iA75
80iA50 3iA1 1/2	88.9iA48.3 3.500iA1.900	300 2.07	38 1.50	137 5.39	71 2.80	75 3.05	49.5 1.95	1/2iA75
100iA25 3iA1	108.0iA21.3 4.250iA0.825	300 2.07	38 1.50	152 5.98	72.5 2.85	80 3.15	56.5 2.22	1/2iA75
100iA32 3iA1 1/2	108.0iA26.9 4.250iA1.050	300 2.07	38 1.50	152 5.98	72.5 2.85	80 3.15	56.5 2.22	1/2iA75
100iA40 3iA1 1/2	108.0iA33.7 4.250iA1.315	300 2.07	38 1.50	152 5.98	72.5 2.85	80 3.15	56.5 2.22	1/2iA75
100iA50 3iA2	108.0iA48.3 4.250iA1.900	300 2.07	38 1.50	152 5.98	72.5 2.85	80 3.15	56.5 2.22	1/2iA75

Nominal Size mm/in	Pipe O.D mm/in	Working Pressure PSI/MPa	Hole Dia mm/in +1.6,0/+0.063,0	Dimensions mm/in				Bolt Size size
				A	B	C	D	
80iA25 3iA1	88.9iA21.3 3.500iA0.825	300 2.07	38 1.50	152 5.98	72.5 2.85	80 3.15	56.5 2.22	1/2iA75
80iA32 3iA1 1/4	88.9iA26.9 3.500iA1.050	300 2.07	38 1.50	152 5.98	72.5 2.85	80 3.15	56.5 2.22	1/2iA75
80iA40 3iA1 1/2	88.9iA33.7 3.500iA1.315	300 2.07	38 1.50	152 5.98	72.5 2.85	80 3.15	56.5 2.22	1/2iA75
80iA50 3iA2	88.9iA48.3 3.500iA1.900	300 2.07	38 1.50	152 5.98	72.5 2.85	80 3.15	56.5 2.22	1/2iA75
100iA25 3iA1	108.0iA21.3 4.250iA0.825	300 2.07	38 1.50	172 6.77	89 3.09	87 3.43	64.5 2.54	1/2iA75
100iA32 3iA1 1/2	108.0iA26.9 4.250iA1.050	300 2.07	38 1.50	172 6.77	89 3.09	87 3.43	64.5 2.54	1/2iA75
100iA40 3iA1 1/2	108.0iA33.7 4.250iA1.315	300 2.07	38 1.50	172 6.77	89 3.09	87 3.43	64.5 2.54	1/2iA75
100iA50 3iA2	108.0iA48.3 4.250iA1.900	300 2.07	38 1.50	172 6.77	89 3.09	87 3.43	64.5 2.54	1/2iA75
100iA65 108.0iA76.1	108.0iA60.3 4.250iA3.000	300 2.07	64 2.50	172 6.77	106.5 4.19	92 3.62	64.5 2.54	1/2iA75
100iA75 108.0iA112.5	108.0iA76.1 4.500iA0.825	300 2.07	64 2.50	172 6.77	106.5 4.19	92 3.62	64.5 2.54	1/2iA75
100iA90 108.0iA135	108.0iA76.1 4.500iA1.050	300 2.07	64 2.50	172 6.77	106.5 4.19	92 3.62	64.5 2.54	1/2iA75
125iA25 133.0iA1	114.3iA26.9 4.500iA1.050	300 2.07	38 1.50	188 7.40	104.5 4.11	102 3.94	70 2.76	1/2iA75
125iA32 133.0iA1 1/4	114.3iA33.7 4.500iA1.315	300 2.07	38 1.50	188 7.40	104.5 4.11	102 3.94	70 2.76	1/2iA75
125iA40 133.0iA1 1/2	114.3iA42.4 4.500iA1.660	300 2.07	38 1.50	188 7.40	104.5 4.11	102 3.94	70 2.76	1/2iA75
125iA50 133.0iA1 1/2	114.3iA48.3 4.500iA1.900	300 2.07	38 1.50	188 7.40	104.5 4.11	102 3.94	70 2.76	1/2iA75
125iA65 133.0iA76.1	114.3iA60.3 4.500iA2.375	300 2.07	64 2.50	188 7.40	104.5 4.11	102 3.94	70 2.76	1/2iA75
125iA75 133.0iA112.5	114.3iA76.1 4.500iA2.875	300 2.07	64 2.50	188 7.40	104.5 4.11	102 3.94	70 2.76	1/2iA75
125iA90 133.0iA135	114.3iA76.1 4.500iA3.000	300 2.07	64 2.50	188 7.40	104.5 4.11	102 3.94	70 2.76	1/2iA75
150iA25 159.0iA1	114.3iA26.9 4.500iA1.050	300 2.07	38 1.50	209 8.23	112.5 4.43	110 4.02	77 3.03	5/8iA85
150iA32 159.0iA1 1/4	114.3iA33.7 4.500iA1.315	300 2.07	38 1.50	209 8.23	112.5 4.43	110 4.02	77 3.03	5/8iA85
150iA40 159.0iA1 1/2	114.3iA42.4 4.500iA1.660	300 2.07	38 1.50	209 8.23	112.5 4.43	110 4.02	77 3.03	5/8iA85
150iA50 159.0iA1 1/2	114.3iA48.3 4.500iA1.900	300 2.07	38 1.50	209 8.23	112.5 4.43	110 4.02	77 3.03	5/8iA85
150iA65 159.0iA76.1	114.3iA60.3 4.500iA2.375	300 2.07	64 2.50	209 8.23	112.5 4.43	110 4.02	77 3.03	5/8iA85
150iA75 159.0iA112.5	114.3iA76.1 4.500iA2.875	300 2.07	64 2.50	209 8.23	112.5 4.43	110 4.02	77 3.03	5/8iA85
150iA90 159.0iA135	114.3iA76.1 4.500iA3.000	300 2.07	64 2.50	209 8.23	112.5 4.43	110 4.02	77 3.03	5/8iA85
175iA25 191.5iA1	133.0iA26.9 5.250iA1.050	300 2.07	38 1.50	221.5 8.72	125 5.12	125 4.92	84 3.31	5/8iA85
175iA32 191.5iA1 1/4	133.0iA33.7 5.250iA1.315	300 2.07	38 1.50	221.5 8.72	125 5.12	125 4.92	84 3.31	5/8iA85
175iA40 191.5iA1 1/2	133.0iA42.4 5.250iA1.660	300 2.07	38 1.50	221.5 8.72	125 5.12	125 4.92	84 3.31	5/8iA85
175iA50 191.5iA1 1/2	133.0iA48.3 5.250iA1.900	300 2.07	38 1.50	221.5 8.72	125 5.12	125 4.92	84 3.31	5/8iA85
175iA65 191.5iA76.1	133.0iA60.3 5.250iA2.375	300 2.07	64 2.50	221.5 8.72	125 5.12	125 4.92	84 3.31	5/8iA85
175iA75 191.5iA112.5	133.0iA76.1 5.250iA2.875	300 2.07	64 2.50	221.5 8.72	125 5.12	125 4.92	84 3.31	5/8iA85
175iA90 191.5iA135	133.0iA76.1 5.250iA3.000	300 2.07	64 2.50	221.5 8.72	125 5.12	125 4.92	84 3.31	5/8iA85
200iA25 219.0iA1	133.0iA26.9 5.250iA1.050	300 2.07	38 1.50	244 9.60	133 5.20	125 4.92	94 3.70	5/8iA110
200iA32 219.0iA1 1/4	133.0iA33.7 5.250iA1.315	300 2.07	38 1.50	244 9.60	133 5.20	125 4.92	94 3.70	5/8iA110
200iA40 219.0iA1 1/2	133.0iA42.4 5.250iA1.660	300 2.07	38 1.50	244 9.60	133 5.20	125 4.92	94 3.70	5/8iA110
200iA50 219.0iA1 1/2	133.0iA48.3 5.250iA1.900	300 2.07	38 1.50	244 9.60	133 5.20	125 4.92	94 3.70	5/8iA110
200iA65 219.0iA76.1	133.0iA60.3 5.250iA2.375	300 2.07	64 2.50	244 9.60	133 5.20	125 4.92	94 3.70	5/8iA110
200iA75 219.0iA112.5	133.0iA76.1 5.250iA2.875	300 2.07	64 2.50	244 9.60	133 5.20	125 4.92	94 3.70	5/8iA110
200iA90 219.0iA135	133.0iA76.1 5.250iA3.000	300 2.07	64 2.50	244 9.60	133 5.20	125 4.92	94 3.70	5/8iA110
225iA25 254.0iA1	159.1iA26.9 6.500iA1.050	300 2.07	38 1.50	260 10.41	143 5.63	133 5.20	102 4.02	5/8iA110
225iA32 254.0iA1 1/4	159.1iA33.7 6.500iA1.315	300 2.07	38 1.50	260 10.41	143 5.63	133 5.20	102 4.02	5/8iA110
225iA40 254.0iA1 1/2	159.1iA42.4 6.500iA1.660	300 2.07	38 1.50	260 10.41	143 5.63	133 5.20	102 4.02	5/8iA110
225iA50 254.0iA1 1/2	159.1iA48.3 6.500iA1.900	300 2.07	38 1.50	260 10.41	143 5.63	133 5.20	102 4.02	5/8iA110
225iA65 254.0iA76.1	159.1iA60.3 6.500iA2.375	300 2.07	64 2.50	260 10.41	143 5.63	133 5.20	102 4.02	5/8iA110
225iA75 254.0iA112.5	159.1iA76.1 6.500iA2.875	300 2.07	64 2.50	260 10.41	143 5.63	133 5.20	102 4.02	5/8iA110
225iA90 254.0iA135	159.1iA76.1 6.500iA3.000	300 2.07	64 2.50	260 10.41	143 5.63	133 5.20	102 4.02	5/8iA110

Nominal Size mm/in	Pipe O.D mm/in	Working Pressure PSI/MPa	Hole Dia mm/in +1.6,0/+0.063,0	Dimensions mm/in				Bolt Size size
				A	B	C	D	
125iA25 133.0iA1	133.0iA26.9 5.250iA1.050	300 2.07	38 1.50	209 8.23	112.5 4.43	110 4.02	77 3.03	5/8iA85
125iA32 133.0iA1 1/4	133.0iA33.7 5.250iA1.315	300 2.07	38 1.50	209 8.23	112.5 4.43	110 4.02	77 3.03	5/8iA85
125iA40 133.0iA1 1/2	133.0iA42.4 5.250iA1.660	300 2.07	38 1.50	209 8.23	112.5 4.43	110 4.02	77 3.03	5/8iA85
125iA50 133.0iA1 1/2	133.0iA48.3 5.250iA1.900	300 2.07	38 1.50	209 8.23	112.5 4.43	110 4.02	77 3.03	5/8iA85
125iA65 133.0iA76.1	133.0iA60.3 5.250iA2.375	300 2.07	64 2.50	209 8.23	112.5 4.43	110 4.02	77 3.03	5/8iA85
125iA75 133.0iA112.5	133.0iA76.1 5.250iA2.875	300 2.07	64 2.50	209 8.23	112.5 4.43	110 4.02	77 3.03	5/8iA85
125iA90 133.0iA135	133.0iA76.1 5.250iA3.000	300 2.07	64 2.50	209 8.23	112.5 4.43	110 4.02	77 3.03	5/8iA85
150iA25 159.0iA1	159.0iA26.9 6.250iA1.050	300 2.07	38 1.50	244 9.60	133 5.20	125 4.92	94 3.70	5/8iA110
150iA32 159.0iA1 1/4	159.0iA33.7 6.250iA1.315	300 2.07	38 1.50	244 9.60	133 5.20	125 4.92	94 3.70	5/8iA110
150iA40 159.0iA1 1/2	159.0iA42.4 6.250iA1.660	300 2.07	38 1.50	244 9.60	133 5.20	125 4.92	94 3.70	5/8iA110
150iA50 159.0iA1 1/2	159.0iA48.3 6.250iA1.900	300 2.07	38 1.50	244 9.60	133 5.20	125 4.92	94 3.70	5/8iA110
150iA65 159.0iA76.1	159.0iA60.3 6.250iA2.375	300 2.07	64 2.50	244 9.60	133 5.20	125 4.92	94 3.70	5/8iA110
150iA75 159.0iA112.5	159.0iA76.1 6.250iA2.875	300 2.07	64 2.50	244 9.60	133 5.20	125 4.92	94 3.70	5/8iA110
150iA90 159.0iA135	159.0iA76.1 6.250iA3.000	300 2.07	64 2.50	244 9.60	133 5.20	125 4.92	94 3.70	5/8iA110
175iA25 191.5iA1	191.5iA26.9 6.500iA1.050	300 2.07	38 1.50	260 10.41	143 5.63	133 5.20	102 4.02	5/8iA110
175iA32 191.5iA1 1/4	191.5iA33.7 6.500iA1.315	300 2.07	38 1.50	260 10.41	143 5.63			

Back

321G

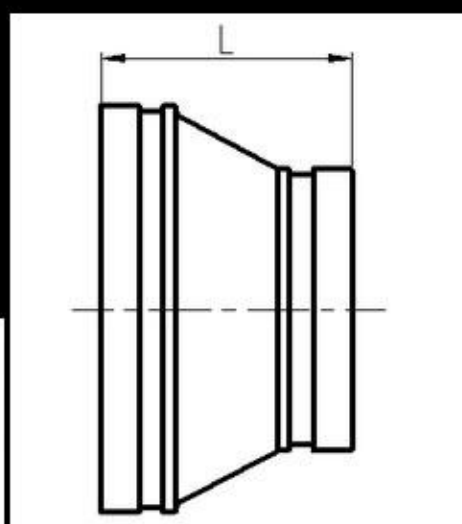


321G-PN16

Adaptor Flange

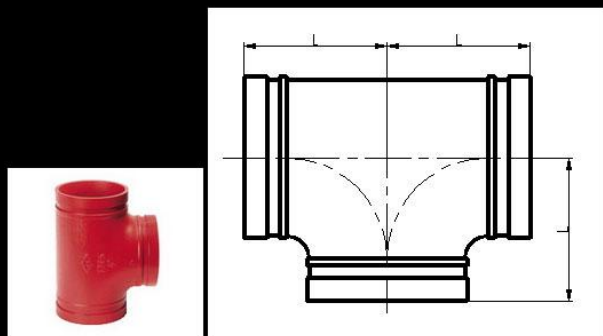
Nominal Size mm/in	Pipe O.D. mm/in	Working Pressure PSI/MPa	Dimensions				Bolt/ Nut No. Size mm
			L mm/in	X mm	Y mm	Z mm	
40	48.3	225	60.3	150	110	16	4-M16
1 1/2	1.900	1.6	2.375	5.90	4.33	0.63	
50	60.3	225	60.3	152.5	125	18	4-M16
2	2.375	1.6	2.375	6.00	4.92	0.71	
65	73.0	225	70	185	145	16	4-M16
2 1/2	2.875	1.6	2.735	7.28	5.70	0.63	
65	76.1	225	70	185	145	16	4-M16
76.1	3.000	1.6	2.735	7.28	5.70	0.63	
80	88.9	225	70	200	160	16	8-M16
3	3.500	1.6	2.735	7.87	6.30	0.63	
100	108.0	225	60.3	220	180	18	8-M16
108.0	4.250	1.6	2.375	8.66	7.09	0.71	
100	114.3	225	76	220	180	16	8-M16
4	4.500	1.6	2.992	9.00	7.09	0.63	
125	133	225	60.3	250	210	18	8-M16
133.0	5.250	1.6	2.375	9.84	8.27	0.71	
125	139.7	225	89	252	210	21	8-M16
139.7	5.500	1.6	3.500	9.921	8.27	0.83	
125	141.3	225	89	252	210	21	8-M16
15	5.563	1.6	3.500	9.921	8.27	0.83	
150	159.0	225	65.1	280	240	20	8-M20
159.1	6.250	1.6	2.563	11.00	9.45	0.78	
150	165.1	225	89	280	240	24	8-M20
165.1	6.500	1.6	3.500	11.00	9.45	0.94	
150	168.3	225	89	280	240	24	8-M20
6	6.625	1.6	3.500	11.00	9.45	0.94	
200	219.1	225	102	343	295	25	12-M20
8	8.625	1.6	4.016	13.50	11.61	0.98	
250	273.0	225	85	406	355	24	12-M24
10	10.750	1.6	3.346	16.00	13.98	0.94	
300	323.9	225	90	483	410	32	12-M24
12	12.750	1.6	3.543	19.00	16.14	1.26	

240



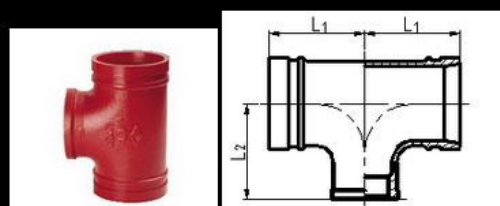
Nominal Size mm/in	Pipe O.D. mm/in	Working Pressure PSI/MPa	Dimensions L mm/in
32X25	42.4X33.7	500	64
1 1/4X1	1.660X1.315	3.45	2.50
40X32	48.3X42.4	500	64
1 1/2X1 1/4	1.900X1.660	3.45	2.50
50X32	60.3X42.4	500	64
2X1 1/4	2.375X1.660	3.45	2.50
50X40	60.3X48.3	500	64
2X1 1/2	2.375X1.900	3.45	2.50
65X50	73.0X60.3	500	64
2 1/2X2	2.875X2.375	3.45	2.50
65X40	76.1X48.3	500	64
2 1/2X1 1/2	3.000X1.900	3.45	2.50
65X50	76.1X60.3	500	64
2 1/2X2	3.000X2.375	3.45	2.50
80X25	88.9X33.7	500	64
3X1	3.500X1.315	3.45	2.50
80X40	88.9X48.3	500	64
3X1 1/2	3.500X1.900	3.45	2.50
80X50	88.9X60.3	500	64
3X2	3.500X2.375	3.45	2.50
80X65	88.9X73.0	500	64
3X2 1/2	3.500X2.875	3.45	2.50
80X65	88.9X76.1	500	64
3X2 1/2	3.500X3.000	3.45	2.50
100X32	114.3X42.4	500	76
4X1 1/4	4.500X1.660	3.45	3.00
100X40	114.3X48.3	500	76
4X1 1/2	4.500X1.900	3.45	3.00
100X50	114.3X60.3	500	76
4X2	4.500X2.375	3.45	3.00
100X65	114.3X73.0	500	76
4X2 1/2	4.500X2.875	3.45	3.00
100X65	114.3X76.1	500	76
4X2 1/2	4.500X3.000	3.45	3.00
100X80	114.3X88.9	500	76
4X3	4.500X3.500	3.45	3.00
100X50	108.0X60.3	500	76
4X2	4.250X2.375	3.45	3.00
100X65	108.0X73.0	500	76
4X2 1/2	4.250X2.875	3.45	3.00
100X65	108.0X76.1	500	76
4X2 1/2	4.250X3.000	3.45	3.00
100X80	108.0X88.9	500	76
4X3	4.250X3.500	3.45	3.00

130S



Nominal Size mm/in	Pipe O.D. mm/in	Working Pressure Psi/Mpa	Light-duty	
			90S L	130S L
50 2	60.3 2.375	300 2.07	69.85 2.75	69.85 2.75
65 2½	73.0 2.875	300 2.07	76.2 3.00	76.2 3.00
80 3	88.9 3.500	300 2.07	85.85 3.38	85.85 3.38
100 4	108.0 4.250	300 2.07	101.6 4.00	101.6 4.00
125 5	127.0 5.000	300 2.07	114.3 4.500	114.3 4.500
150 6	152.4 6.000	300 2.07	139.7 5.500	139.7 5.500
200 8	219.1 8.625	300 2.07	174.5 6.875	174.5 6.875

131R



Nominal Size mm/in	Pipe O.D. mm/in	Working Pressure Psi/Mpa	Dimensions mm/in	
			L1	L2
50 2	60.3 2.375	300 2.07	82.5 3.25	82.5 3.25
65 2½	73.0 2.875	300 2.07	82.5 3.25	82.5 3.25
80 3	88.9 3.500	300 2.07	76.2 3.00	76.2 3.00
100 4	108.0 4.250	300 2.07	76.2 3.00	76.2 3.00
125 5	127.0 5.000	300 2.07	85.85 3.38	85.85 3.38
150 6	152.4 6.000	300 2.07	101.6 4.00	101.6 4.00
200 8	219.1 8.625	300 2.07	123.95 4.88	123.95 4.88
250 10	273.0 10.750	300 2.07	139.7 5.500	139.7 5.500
300 12	323.0 12.700	300 2.07	152.4 6.000	152.4 6.000
350 14	354.0 13.900	300 2.07	165.1 6.500	165.1 6.500
400 16	406.0 16.000	300 2.07	177.8 7.000	177.8 7.000
450 18	457.0 18.000	300 2.07	190.5 7.500	190.5 7.500
500 20	508.0 20.000	300 2.07	203.2 8.000	203.2 8.000
600 24	609.0 24.000	300 2.07	241.3 9.500	241.3 9.500
700 28	711.0 28.000	300 2.07	279.4 11.000	279.4 11.000
800 32	813.0 32.000	300 2.07	317.5 12.500	317.5 12.500
900 36	914.0 36.000	300 2.07	355.6 14.000	355.6 14.000
1000 40	1016.0 40.000	300 2.07	393.7 15.500	393.7 15.500
1100 44	1118.0 44.000	300 2.07	431.8 17.000	431.8 17.000
1200 48	1220.0 48.000	300 2.07	470.0 18.500	470.0 18.500
1300 52	1322.0 52.000	300 2.07	508.1 20.000	508.1 20.000
1400 56	1424.0 56.000	300 2.07	546.3 21.500	546.3 21.500
1500 60	1526.0 60.000	300 2.07	584.4 23.000	584.4 23.000
1600 64	1628.0 64.000	300 2.07	622.6 24.500	622.6 24.500
1700 68	1730.0 68.000	300 2.07	660.7 26.000	660.7 26.000
1800 72	1832.0 72.000	300 2.07	698.9 27.500	698.9 27.500
1900 76	1934.0 76.000	300 2.07	737.0 29.000	737.0 29.000
2000 80	2036.0 80.000	300 2.07	775.2 30.500	775.2 30.500

4.3 Caracteristici fizice, chimice, mecanice: conform ASTM A-356, GR 65-45-12

Caracteristici mecanice:

- Rezistența la tractiune: 448 MPa
- Limita de curgere: 310 MPa
- Alungire: 12%

Caracteristici chimice:

Carbon	3.5-3.65%
Siliciu	2.25-3.00%
Mangan	0.50-0.80
Fosfor	0.08-0.25
Sulf	>0.03
Crom	0.05-0.25
Cupru	0.05-0.80
Nichel	0.05-0.80

4.4 Conditii privind executia: se executa in regim de management al calitatii conform ISO 9001:2008

4.5 Conditii privind aptitudinile de functionare: testare si certificare VDS

4.6 Conditii privind securitatea la utilizare: fittingurile din fonta canelate testate de o entitate notificata european, VDS, sunt considerate sigure la exploatare



4.7 Conditii privind comportarea la actiunea factorilor de mediu inconjurator: in conditiile de mediu declarat deutilizare, interior, subteran, se considera ca nu exista factori de mediu care sa influenteze negativ functionarea fittingurilor din fonta canelate.

4.8 Conditii privind protectia impotriva coroziunii: fittingurile din fonta sunt protejate impotriva coroziunii prin vopsire din fabricatie, nu necesita masuri de protectie deosebite in conditiile normale de exploatare.

4.9 Conditii privind securitatea omului: daca la manipulare, transport si montaj se respecta normele de securitate a muncii prevazute de legea in vigoare, produsele, in sine, nu reprezinta un risc pentru securitatea omului.

4.10 Conditii privind actiunea produsului asupra mediului: nu au impact negativ asupra mediului.

4.11 Conditii privind dependabilitatea:

Indicatori de fiabilitate:

- media timpului de functionare in bune conditii: >20 ani, comportamentul lor a fost testat si certificat de un institut notificat european, VDS.

- intensitatea de defectare: in conditiile normale de exploatare nu se prevad defectari ale fittingurilor pe o perioada mai mica de 20 de ani de la darea in exploatare;

- probabilitatea de buna functionare: >95% in primii 20 de ani de functionare;

- coeficient de disponibilitate: permanent pe stoc la furnizor;

- durata estimata de viata: 50 de ani;

- tipuri de revizii si reparatii preventive: verificare vizuala o data pe an.

4.12 Conditii speciale de PSM sau PSI: nu este cazul

## 5. CONDITII GENERALE DE ASIGURARE A CALITATII

5.1 Documentatia de executie: fisa tehnica a producatorului.

5.2 Lista materialelor critice: fonta maleabila.

5.3 Receptia materialelor si produselor de la furnizori: se face pe baza documentelor de calitate ce insotesc materialele si pe baza testelor de calitate a materiei prime efectuate de producatorul fittingurilor in laboratorul propriu.

5.4 Conditii tehnice implicite: nu difera de standardul de executie.

## 6. REGULI PENTRU VERIFICAREA CALITATII

6.1 Categoriile de incercari:

- incercari de tip:

- a. determinarea limitei de curgere a materialului;

- incercari de lot:

- a. determinarea compozitiei fontei;

- b. determinarea coeficientului de alungire;

- c. determinarea rezistentei la tractiune;

- d. vizual si dimensiuni;

- incercari periodice:

- a. energie de impact

- incercari de fiabilitate:

- a. test hidrostatic

## 7. Metode de incercare si control

7.1 Metode de incercare:

- determinarea compozitiei materialului: EN1562

Valori limita:

Carbon	3.5-3.65%
Siliciu	2.25-3.00%
Mangan	0.50-0.80
Fosfor	0.08-0.25
Sulf	>0.03
Crom	0.05-0.25
Cupru	0.05-0.80
Nichel	0.05-0.80

- forme si dimensiuni : vezi 4.2

- caracteristici fizice:

a. rezistenta la tractiune, EN 10002-1: >430 Mpa

b. alungire longitudinala EN 10002-1: min. 10%

- conditiile privind aptitudinile functionale: proba la presiune - 16 bar, presiune de lucru - 10 bar.

7.2 Rezultatelor incercarilor sunt prezentate in buletinele de testare emise de producator si anexate specificatiei tehnice.